

The President of the United States of America

# Donald J. Trump

*Analysis of Q1 2026 stock-trading disclosures*

**3,642**

trades

**\$220M-\$750M**

disclosed range

*Tool · Analysis · Data · News*  
*20 May 2026*

**Amar Harolikar**

Decision Sciences & Applied AI

# The 14 May filing at a glance

*Transaction Report covering 06 Jan to 27 Mar 2026.*

**3,642**

equity trades

*~58 per  
market day*

**2,346 /  
1,296**

buys / sells

*1.8 buys per  
sale*

**45**

trading days

*52 buys + 29  
sells / day*

**1,058**

distinct tickers


*Avg ~3.4  
trades each*

**\$220-  
750M**

disclosed range

# The May filing dwarfs every prior one.

*15 OGE filings since Aug 2025.*



## THE SHIFT

### Prior 14 filings

1,726 trades. Almost all muni and corporate bonds.

### 14 May filing

3,642 trades in one filing. Almost all equities.

# The interactive tool

*Built on top of the raw OGE PDF filings*

[Tigzig.com](https://tigzig.com) → TREMOR → Trump Trades

## FILINGS TAB

Composition before-vs-after for all 15 OGE filings.

## COMPANIES TAB

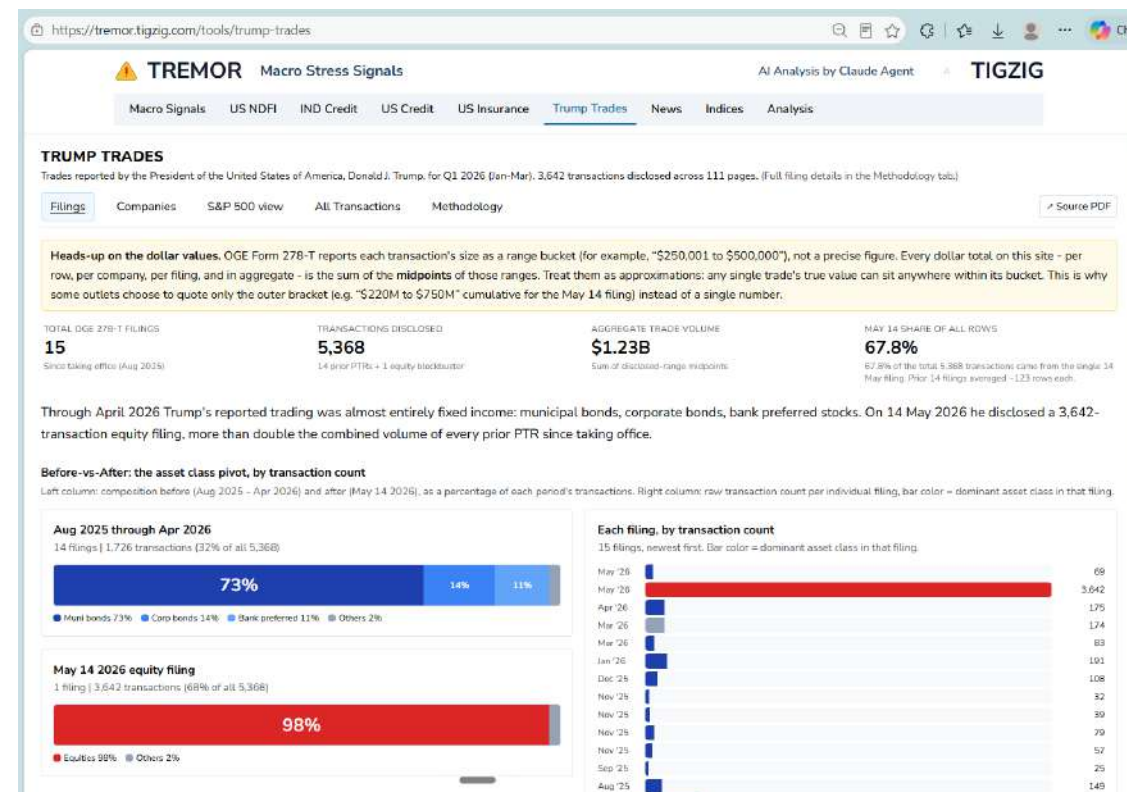
1,058 tickers searchable. Sort, filter, drill export

## LIVE PRICE + NEWS

Trade timeline overlaid on the price chart + recent news.

## S&P 500 VIEW

Trades plotted against the index day-by-day.



# How to read the amounts in this deck & the tool

*OGE discloses each trade in a range, not an exact value.*

**Heads-up on the dollar values.** OGE Form 278-T reports each trade as a range bucket (e.g. \$250K-\$500K), not an exact figure.

Every dollar total in this deck is the sum of the **midpoints** of those buckets.

**Useful for direction and scale. Not exact.**

## What this **CANNOT** tell you

- The exact dollar value of any single trade
- A precise total in actual dollars

## What this **CAN** tell you

- General scale and direction of activity

*Source: OGE Form 278-T public filings (Office of Government Ethics).*

# Asset class mix.. before and after

*Almost all bonds for 9 months. May'26 filing - 98% equities.*

## Aug 2025 - Apr 2026

14 filings | 1,726 transactions

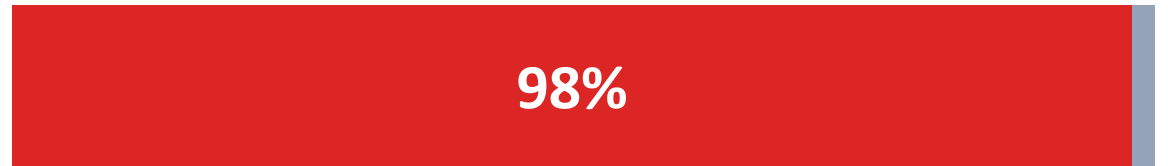


■ Muni bonds 73%   ■ Corp bonds 14%  
■ Bank preferred 11%   ■ Others 2%

**Almost entirely fixed income.**

## May 14, 2026

1 filing | 3,642 transactions



■ Equities 98%   ■ Others 2%

**Almost entirely equities.**


# Asset class mix .. by dollar values

*Same story - May'26 predominantly equities.*

**Note:.** Disclosure has range bucket. Values shown are midpoint sums - useful for general direction, not exact.

## Aug 2025 - Apr 2026

~\$781M | 63% of all volume



## May 14, 2026

~\$454M | 37% of all volume



Note: Muni bonds typically trade in larger lot sizes than equities, so dollar volume can run higher even with fewer transactions.

# Most active tickers

*Top 12 by total activity (buy + sell midpoint). Jan-Mar 2026.*











**Note:** Disclosure has range bucket. Values shown are midpoint sums - useful for general direction, not exact.

TICKER	COMPANY	TRADES	BUY \$M	SELL \$M	ACTIVITY
<b>MSFT</b>	<i>Microsoft Corporation</i>	22	5.25	16.89	<b>22.14</b>
<b>AMZN</b>	<i>Amazon.com, Inc.</i>	21	5.42	16.32	<b>21.75</b>
<b>META</b>	<i>Meta Platforms, Inc.</i>	20	1.67	16.57	<b>18.24</b>
<b>VIG</b>	<i>Vanguard Div Apprec ETF</i>	1	0.00	15.00	<b>15.00</b>
<b>VOO</b>	<i>Vanguard S&amp;P 500 ETF</i>	5	6.75	6.00	<b>12.75</b>
<b>NVDA</b>	<i>NVIDIA Corporation</i>	15	4.20	2.71	<b>6.91</b>
<b>ORCL</b>	<i>Oracle Corporation</i>	17	3.62	3.26	<b>6.88</b>
<b>CDW</b>	<i>CDW Corporation</i>	6	3.08	3.00	<b>6.08</b>
<b>AAPL</b>	<i>Apple Inc.</i>	12	4.80	0.96	<b>5.76</b>
<b>ACN</b>	<i>Accenture plc</i>	14	1.46	3.42	<b>4.89</b>
<b>NFLX</b>	<i>Netflix, Inc.</i>	19	0.95	3.58	<b>4.53</b>
<b>UBER</b>	<i>Uber Technologies</i>	16	3.39	0.97	<b>4.36</b>

# Top buys

*Largest positions bought during Jan-Mar 2026 (gross BUY \$M, midpoint).*











**Note:** Disclosure has range bucket. Values shown are midpoint sums - useful for general direction, not exact.

<b>VOO</b>	<i>Vanguard S&amp;P 500 ETF</i>		<b>\$6.75M</b>
<b>AMZN</b>	<i>Amazon.com, Inc.</i>		<b>\$5.42M</b>
<b>MSFT</b>	<i>Microsoft Corporation</i>		<b>\$5.25M</b>
<b>AAPL</b>	<i>Apple Inc.</i>		<b>\$4.80M</b>
<b>NVDA</b>	<i>NVIDIA Corporation</i>		<b>\$4.20M</b>
<b>COST</b>	<i>Costco Wholesale</i>		<b>\$4.05M</b>
<b>IEMG</b>	<i>iShares MSCI Emerging ETF</i>		<b>\$3.75M</b>
<b>MSI</b>	<i>Motorola Solutions</i>		<b>\$3.71M</b>
<b>ORCL</b>	<i>Oracle Corporation</i>		<b>\$3.62M</b>
<b>ADBE</b>	<i>Adobe Inc.</i>		<b>\$3.56M</b>

# Top sells

*Largest positions sold during Jan-Mar 2026 (gross SELL \$M, midpoint).*

**Note:** Disclosure has range bucket. Values shown are midpoint sums - useful for general direction, not exact.

<b>MSFT</b>	<i>Microsoft Corporation</i>		<b>\$16.89M</b>
<b>META</b>	<i>Meta Platforms</i>		<b>\$16.57M</b>
<b>AMZN</b>	<i>Amazon.com, Inc.</i>		<b>\$16.32M</b>
<b>VIG</b>	<i>Vanguard Div Apprec ETF</i>		<b>\$15.00M</b>
<b>VOO</b>	<i>Vanguard S&amp;P 500 ETF</i>		<b>\$6.00M</b>
<b>NFLX</b>	<i>Netflix, Inc.</i>		<b>\$3.58M</b>
<b>ACN</b>	<i>Accenture plc</i>		<b>\$3.42M</b>
<b>ORCL</b>	<i>Oracle Corporation</i>		<b>\$3.26M</b>
<b>PLTR</b>	<i>Palantir Technologies</i>		<b>\$3.23M</b>
<b>DIS</b>	<i>The Walt Disney Company</i>		<b>\$3.22M</b>

# Trade-action timing flagged by the press · 1 of 2

*Q1 2026 OGE disclosures, alongside same-company actions by the administration.*

## **NVDA**

**NVIDIA Corporation**

Bought \$500K-\$1M on Jan 6. A week later, on Jan 13, Commerce approved Nvidia H200 chip sales to China

## **AMD**

**Advanced Micro Devices**

Bought \$50K-\$100K on Jan 6. On Jan 13, Commerce authorised AMD chip sales to China in the same rule. At least \$740K in AMD across Q1.

## **AXON**

**Axon Enterprise**

Bought \$1M-\$5M on Feb 10. On Mar 2, ICE outlined a \$220M five-year Taser contract - specifications only Axon products meet.

## **DELL**

**Dell Technologies**

Bought \$1M-\$5M on Feb 10. Dell family pledged \$6.25B to Trump Accounts in Dec 2025. Trump endorsed Dell at the White House, May 8.

# Trade-action timing flagged by the press · 2 of 2

**PLTR**

**Palantir Technologies**

Bought ~\$247K-\$630K across Q1 (seven March transactions, several unsolicited). In Feb, Palantir struck a billion-dollar DHS contract.

**BA**

**Boeing Company**

Multiple Boeing buys during Q1 (a major US government contractor). On May 14 in Beijing, Trump announced Xi had agreed to a 200-plane order.

**INTC**

**Intel Corporation**

Began buying INTC in early March (multiple unsolicited). Follows the US government's late-2025 decision to acquire a 9.9% stake in Intel.

**LLY**

**Eli Lilly and Company**

Bought up to \$680K across seven Q1 purchases (four unsolicited), first on Jan 6. CMS launched a Medicare GLP-1 pilot with a Jan 8 deadline.

# Press Source references

<b>CNBC</b>	14 May 2026	<a href="#">China will order 200 Boeing jets, Trump tells Fox News</a>
<b>CNBC</b>	14 Jan 2026	<a href="#">Trump administration clears way for Nvidia H200 chip sales to China</a>
<b>CNBC</b>	15 May 2026	<a href="#">Trump touted Palantir on Truth Social after buying the company's stock, records show</a>
<b>CNBC</b>	15 May 2026	<a href="#">Trump went big on tech stocks in first quarter of 2026, new filings show</a>
<b>Washington Post</b>	19 May 2026	<a href="#">Trump discloses thousands of stock trades, some in companies he influences</a>
<b>CNN</b>	22 Aug 2025	<a href="#">The US takes a 10% stake in Intel as part of Trump's big tech push</a>
<b>NOTUS</b>	14 May 2026	<a href="#">Trump Bought Corporations' Stock as His Administration Boosted Their Business</a>
<b>NOTUS</b>	2 Mar 2026	<a href="#">ICE Plans to Spend \$220 Million on Tasers</a>
<b>KFF Health News</b>	18 May 2026	<a href="#">Trump Bought Stock in Drugmaker as His Government Boosted Its Obesity Drugs</a>
<b>Yahoo Finance</b>	14 May 2026	<a href="#">Trump revamps portfolio, adding Nvidia and other AI names</a>
<b>TheStreet</b>	11 May 2026	<a href="#">Trump praised a company at the White House and the stock soared</a>
<b>TheStreet</b>	18 May 2026	<a href="#">Trump brokerage bought Broadcom, Synopsys, Dell, Intel in Q1</a>

# What the White House and Trump Organization say

*Verbatim, as reported.*

**THE TRUMP ORGANIZATION (spokesperson, statement carried by CNBC)**

*"President Trump's investment holdings are maintained exclusively through fully discretionary accounts independently managed by third-party financial institutions with sole and exclusive authority over all investment decisions. Trades are executed and portfolios are balanced through automated investment processes and systems administered by those institutions. Neither President Trump, his family, nor The Trump Organization plays any role in selecting, directing, or approving specific investments. They receive no advance notice of trading activity and provide no input regarding investment decisions or portfolio management of any kind."*

[CNBC, May 19 2026 - link opens the article](#)

# Disclaimer & Notes

*Important context for everything in this deck.*

- **Not financial advice.** This deck is educational analysis of a public filing. Nothing here is a recommendation to buy, sell, or hold any security. Make your own decisions, talk to a registered advisor if you need one.
- **Position disclosure.** I hold positions in some of the tickers mentioned in this deck.
- **Best effort, no guarantees.** OGE Form 278-T filings are PDFs with thousands of rows. The data was extracted using LLM vision models and document parsers, cross-checked across methods, with about 50 rows reviewed manually. Errors are possible. Treat the numbers as estimates, not audited figures.
- **Dollar values are midpoint sums.** OGE discloses each trade as a range bucket, not an exact figure. Every dollar total here is the sum of the midpoints of those buckets. Useful for direction and scale. Not exact.
- **Use at your own risk.** I make no claim of accuracy, completeness, or fitness for any purpose. If you act on anything in this deck, that's on you, not me.
- **Methodology.** Refer 'Methodology' tab in the tool for detailed process and explanations

# Amar Harollikar

Decision Sciences & Applied AI

[tigzig.com](https://www.tigzig.com)

*Apps for Analytics, Quants and Automation*

The screenshot displays the TIGZIG website interface. At the top, the URL is <https://www.tigzig.com>. The navigation bar includes the TIGZIG logo, "AI for Analytics", a search bar for "40+ apps...", and links for "Apps", "Analysis", "Blog", "Feedback", "Sign In", and "Hide". A dark banner below the navigation bar reads "AI-FIRST SITE | AI agents & coders: fetch `tigzig.com/lms.txt` for structured data".

The main content area features a dark blue header with the text "40+ Tools for Analytics, Quants, and Automation" and an "App Browser" link. Below this, a summary bar indicates "45 live apps | 6 categories | 200+ build guides | 95-item security checklist | May 21, 2026 last updated".

The central part of the page is a grid of five featured tool cards, each with a screenshot of its interface and a brief description:

- TREMOR**: Spot macro early warning signals before market cycles turn.
- QUANTS AGENT**: AI-assisted quants reports: portfolio stats, technical analysis, Yahoo Finance.
- MFPRO**: Compare mutual funds across categories. Rolling returns, composition drift.
- VIGIL**: Track ESG, workforce gaps & ratings in 700+ Indian companies.
- DATS-4**: Chat with any database in natural language. Multi-LLM, advanced analysis.

Below the grid, a "Try:" section offers sample queries: "How is a company doing on POSH complaints?", "Are US delinquencies rising?", and "Chat with any database in natural language?", followed by "+19 more".

A "CURATED ANALYSIS" section highlights "12 macro & credit pieces · 14 tool releases · hand-picked" with an "Open" link.

The bottom section, titled "APPS & TOOLS", is divided into three categories:

- Analyze (7 tools)**: Includes "TREMOR Macro Stress Signals" (marked as NEW) and "VIGIL India Red Flag Events".
- Database AI (6 tools)**: Includes "DATS-4 Database AI Suite" and "BRIQ BRIQ".
- Tools (8 tools)**: Includes "DUCKIT CSV to DuckDB" and "MCAP Midcap Dashboard".